

To make up the game

Print onto white card. Laminate the whole sheet before cutting into separate cards or short vowels.

Glue the instructions onto the back of the title card before laminating.

Use as many cards as you need for each game. You could limit the number of vowels used or make several games using all 5 vowels.

www.helpingdyslexia.co.uk

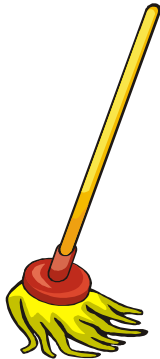
- email for list of contents on a CD
margaret2612@btinternet.com

Short Vowel Rummy

Short Vowel Rummy

- 1 Deal out 5 picture cards each.
- 2 Place pack of vowel cards face down on table.
- 3 Pick up a vowel card. If you can make a word then keep the set.
- 4 If not, place the vowel card face up next to the set of vowel cards.
The next person can either pick up the last vowel card or the top card from the pack.
- 5 The first person to make a set of 5 words wins the game.

www.helpingdyslexia.co.uk




m-p




h-t

10


t-n



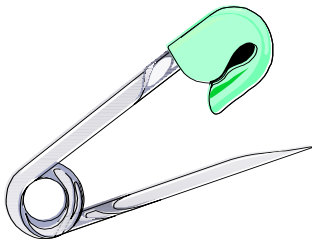
n-t



g-n




b-n




p-n



m-g




p-g




h-n



t-p



w-b




j-m




z-p



d-g



s-n




c-t




s-x




m-p




t-n



r-d



b-d



p-n



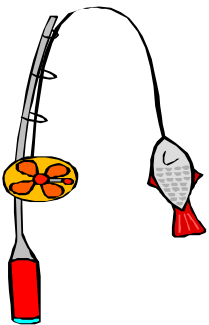
t-p



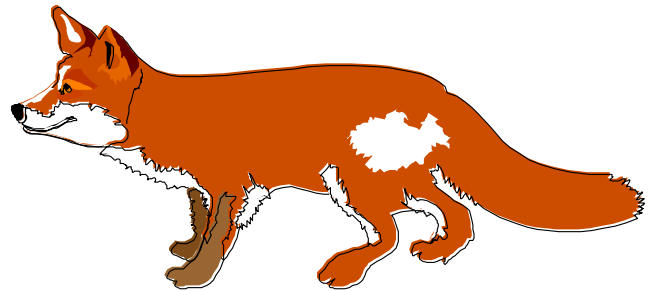
c-p



b-d



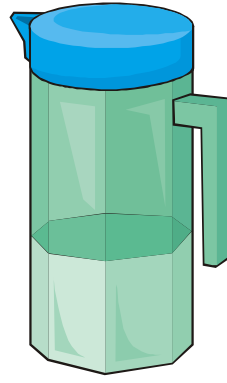
r-d



f-x



f-n



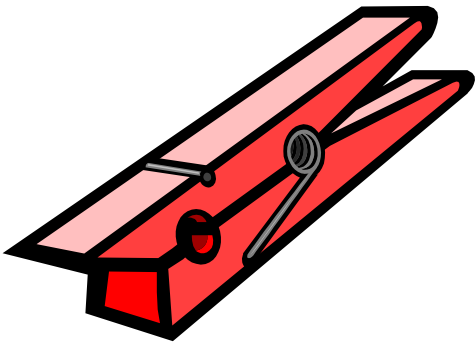
j-g



j-t




m-n



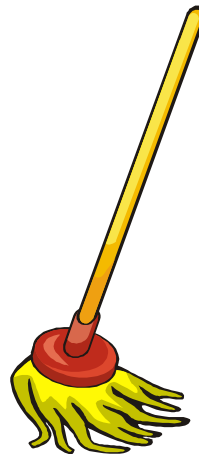
p-g



r-n




b-x




m-p




p-t



p-d



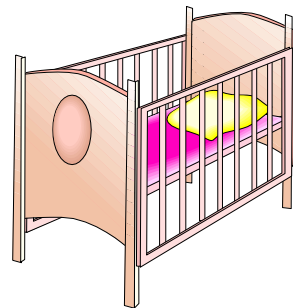
l-d



corn c-b




b-g



c-t



c-t



l-g



b-t



b-s



b-g

Big
B-n



Short Vowels for Rummy

a	a	a	a	a	a
a	a	e	e	e	e
e	e	e	e	e	e
e	e	i	i	i	i
i	i	i	o	o	o
o	o	o	o	o	o
o	o	o	u	u	u
u	u	u	u	u	u